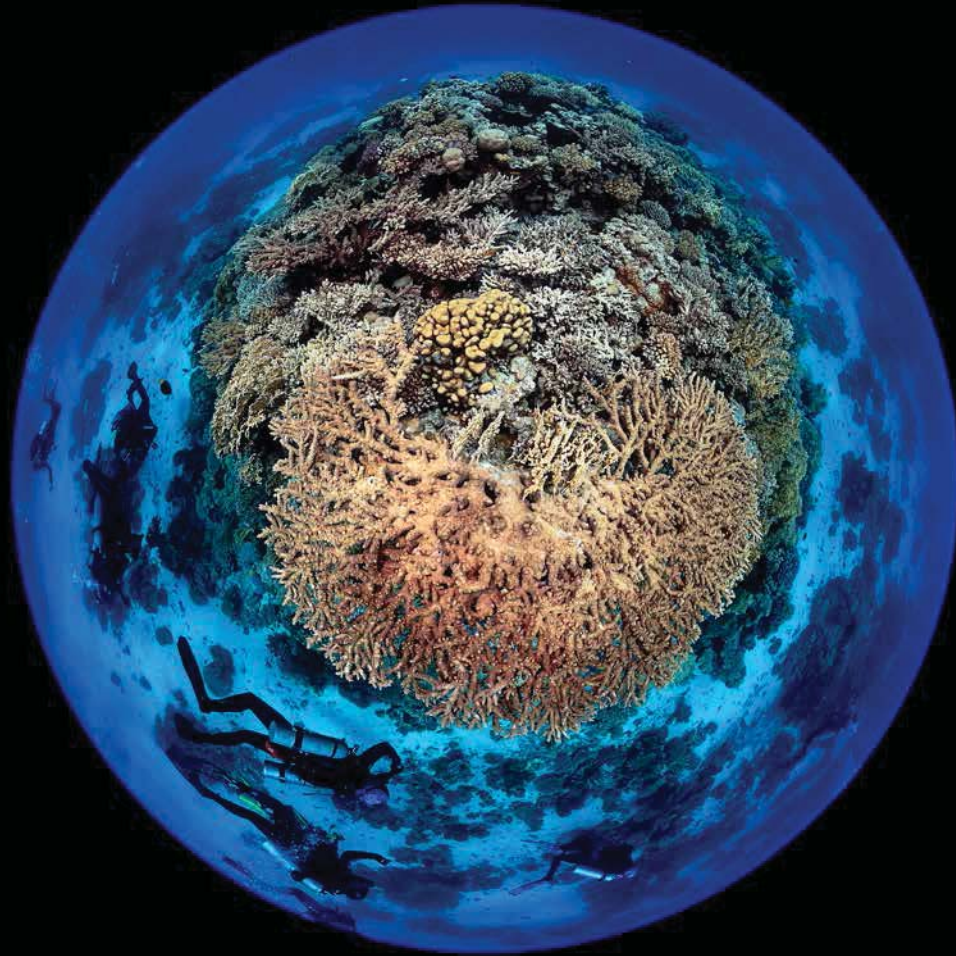


The Second World Ocean Assessment

WORLD OCEAN ASSESSMENT II

Volume II



United Nations

The Second
**World Ocean
Assessment**

WORLD OCEAN ASSESSMENT II

Volume II



United Nations

Cover photo: Yung-Sen Wu
United Nations World Oceans Day Photo Competition

United Nations publication
Sales no.: E.21.V.5
ISBN: 978-92-1-1-130422-0
eISBN: 978-92-1-1-604006-2

Copyright © United Nations, 2021
All rights reserved
Printed at the United Nations, New York

Contents

Volume I

	<i>Page</i>
Foreword by the Secretary-General	iii
Summary	v
Preface	vii
Part one: Summary	1
Chapter 1: Overall summary	3
Keynote points	5
1. Introduction	5
2. Drivers	6
3. Cleaning up the ocean	7
4. Protecting marine ecosystems	10
5. Understanding of the ocean for sustainable management	13
6. Promoting safety from the ocean	15
7. Sustainable food from the ocean	16
8. Sustainable economic use of the ocean	19
9. Effective implementation of international law as reflected in the United Nations Convention on the Law of the Sea	21
Part two: Introduction	37
Chapter 2: Approach to the assessment	39
Keynote points	41
1. Purpose of the second <i>World Ocean Assessment</i>	41
2. Primary audience and framework of the second <i>World Ocean Assessment</i>	42
3. Preparation of the second <i>World Ocean Assessment</i>	43
4. Terminology	44
5. Acknowledgements	45
References	45
Chapter 3: Scientific understanding of the ocean	47
Keynote points	49
1. Introduction	49
2. Description of changes in data, technology and models since the first <i>World Ocean Assessment</i> and their consequences for overall understanding, including socioeconomic consequences	50

	<i>Page</i>
3. Key region-specific changes and consequences.....	51
4. Outlook for scientific understanding of the ocean.....	56
5. Key remaining knowledge gaps.....	56
6. Key remaining capacity-building gaps.....	57
References.....	58
Part three: Drivers of changes in the marine environment	63
Chapter 4: Drivers	65
Keynote points.....	67
1. Introduction.....	67
2. Drivers of change in the marine environment.....	69
3. Key region-specific issues or aspects associated with drivers.....	73
4. Outlook.....	74
5. Key remaining knowledge and capacity-building gaps.....	76
References.....	77
Part four: Current state of the marine environment and its trends	81
Chapter 5: Trends in the physical and chemical state of the ocean	83
Keynote points.....	85
1. Introduction.....	85
2. Physical and chemical state of the ocean.....	87
3. Knowledge gaps.....	100
4. Summary.....	101
References.....	103
Chapter 6: Trends in the biodiversity of the main taxa of marine biota	111
Introduction.....	113
Chapter 6A: Plankton (phytoplankton, zooplankton, microbes and viruses).....	115
Keynote points.....	117
1. Introduction.....	117
2. Summary of chapter 6 of the first <i>World Ocean Assessment</i>	118
3. Regions targeted in the present <i>World Ocean Assessment</i>	119
4. Estimating plankton diversity.....	120
5. Microbial plankton.....	121
6. Metazoan zooplankton.....	124
7. Documented trends.....	125
8. Outlook.....	128
References.....	130

	<i>Page</i>
Chapter 6B: Marine invertebrates	141
Keynote points	143
1. Introduction.....	143
2. Summary of the situation recorded in the first <i>World Ocean Assessment</i> ..	143
3. Description of environmental changes (2010–2020).....	144
4. International and governmental responses	151
5. Achievement of relevant Sustainable Development Goals and contribution to Aichi Biodiversity Target 11	153
6. Key remaining knowledge gaps and capacity-building gaps	153
References.....	154
Addendum by the Group of Experts of the Regular Process for Global Reporting and Assessment of the State of the Marine Environment, including Socioeconomic Aspects.....	158
References.....	159
Chapter 6C: Fishes	161
Keynote points	163
1. Introduction.....	163
2. Documented change in the state of fish biodiversity	165
3. Consequences of biodiversity change on human communities, economies and well-being	168
4. Key region-specific changes and consequences.....	169
5. Outlook	171
References.....	172
Chapter 6D: Marine mammals	177
Keynote points	179
1. Introduction.....	179
2. Cetaceans.....	181
3. Pinnipeds.....	184
4. Sirenians	186
5. Otters and polar bear.....	186
6. Consequences of changes on human communities, economies and well-being.....	187
7. Outlook	188
8. Key remaining knowledge gaps	189
9. Key remaining capacity-building gaps.....	189
References.....	190

	<i>Page</i>
Chapter 6E: Marine reptiles	195
Keynote points	197
1. Introduction.....	197
2. Conservation status of marine reptiles	197
3. Regional trends.....	199
4. Threats.....	201
5. Economic and social consequences of the changes to marine reptile populations	203
6. Key knowledge and capacity-building gaps	204
References.....	205
Chapter 6F: Seabirds.....	211
Keynote points	213
1. Introduction.....	213
2. Description of environmental changes between 2010 and 2020.....	214
3. Consequences of changes in seabird populations on human communities, economies and well-being	217
4. Outlook	218
5. Key remaining knowledge gaps	219
6. Key remaining capacity-building gaps.....	220
References.....	220
Chapter 6G: Marine plants and macroalgae.....	225
Keynote points	227
1. Introduction.....	227
2. Mangroves	227
3. Salt marsh plants	229
4. Seagrasses	230
5. Macroalgae.....	232
6. Consequences of changes on human communities, economies and well-being.....	240
7. Key remaining knowledge and capacity-building gaps	241
8. Outlook	241
References.....	242
Chapter 7: Trends in the state of biodiversity in marine habitats.....	251
Introduction	253
Chapter 7A: Intertidal zone.....	255
Keynote points	257
1. Introduction.....	257
2. Description of the environmental changes between 2010 and 2020.....	260

	<i>Page</i>
3. Economic and social consequences	261
4. Key region-specific changes and consequences.	261
5. Outlook	262
6. Key remaining knowledge gaps	263
7. Key remaining capacity-building gaps.	263
References.	264
Chapter 7B: Biogenic reefs and sandy, muddy and rocky shore substrates	267
Keynote points	269
1. Introduction.	269
2. Documented change in state of biogenic reefs and sandy, muddy and rocky shore substrates	272
3. Consequences of the changes on human communities, economies and well-being.	275
4. Key region-specific changes and consequences.	277
5. Outlook	279
6. Key remaining knowledge and capacity-building gaps	280
References.	281
Chapter 7C: Atoll and island lagoons	289
Keynote points	291
1. Introduction.	291
2. Documented changes in state of atolls and island lagoons.	292
3. Consequences of the changes on human communities, economies and well-being.	295
4. Key region-specific changes and consequences	296
5. Outlook	296
6. Key remaining knowledge gaps	297
7. Key remaining capacity-building gaps.	298
References.	299
Chapter 7D: Tropical and subtropical coral reefs	305
Keynote points	307
1. Introduction.	307
2. Description of environmental changes between 2010 and 2020.	308
3. Description of economic and social consequences and/or other economic or social changes	309
4. Key region-specific changes and consequences.	310
5. Outlook	312
6. Key remaining knowledge gaps	313
7. Key remaining capacity-building gaps.	313
References.	314

	<i>Page</i>
Chapter 7E: Cold water corals	321
Keynote points	323
1. Introduction and summary of the first <i>World Ocean Assessment</i>	323
2. Description of environmental changes between 2010 and 2020	324
3. Economic and social consequences	329
4. Key region-specific changes and consequences	330
5. Outlook	330
6. Key remaining knowledge gaps	331
7. Key remaining capacity-building gaps	332
References	333
Chapter 7F: Estuaries and deltas	339
Keynote points	341
1. Introduction	341
2. Documented changes in the state of estuaries and deltas	342
3. Consequences of the changes for human communities, economies and well-being	344
4. Key region-specific changes and consequences	345
5. Outlook	346
6. Key remaining knowledge and capacity-building gaps	347
References	348
Chapter 7G: Seagrass meadows	353
Keynote points	355
1. Introduction	355
2. Socioeconomic consequences	356
3. Region-specific changes	357
4. Outlook	358
5. Key remaining knowledge gaps	358
6. Key remaining capacity-building gaps	359
References	362
Chapter 7H: Mangroves	365
Keynote points	367
1. Introduction	367
2. Documented change in state of mangroves between 2010 and 2020	368
3. Consequences of the changes for human communities, economies and well-being	370
4. Key region-specific changes and consequences	372
5. Outlook	373
6. Key remaining knowledge and capacity-building gaps	373
References	374

	<i>Page</i>
Chapter 7I: Salt marshes	381
Keynote points	383
1. Introduction.....	383
2. Description of the environmental changes between 2010 and 2020.....	385
3. Consequences of the changes for human communities, economies and well-being.....	386
4. Key region-specific changes and consequences.....	386
5. Outlook	387
6. Key remaining knowledge gaps	388
7. Key remaining capacity-building gaps.....	389
References.....	389
Chapter 7J: Continental slopes and submarine canyons.....	395
Keynote points	397
1. Introduction.....	397
2. Developments in understanding of slopes and canyons	399
3. Ecosystem services and benefits on slopes and in canyons	404
4. Human impacts	405
5. Key remaining knowledge gaps	406
6. Key remaining capacity-building gaps.....	407
References	408
Chapter 7K: High-latitude ice.....	421
Keynote points	423
1. Introduction.....	423
2. Description of the environmental changes between 2010 and 2020.....	424
3. Economic and social consequences.....	428
4. Outlook	430
5. Key remaining knowledge and capacity-building gaps	431
References.....	431
Chapter 7L: Seamounts and pinnacles.....	437
Keynote points	439
1. Introduction.....	439
2. Description of changes in knowledge between 2010 and 2020.....	440
3. Description of economic and social changes.....	441
4. Key region-specific research in recent years	442
5. Outlook	444
6. Key remaining knowledge gaps	444
7. Key remaining capacity-building gaps.....	445
References.....	446

	<i>Page</i>
Chapter 7M: Abyssal plains	453
Keynote points	455
1. Introduction	455
2. Shifting baselines and documenting status and change in abyssal biodiversity	456
3. Major natural and anthropogenic pressures.	464
4. Consequences of the changes on human communities, economies and well-being.	465
5. Outlook	468
6. Key remaining knowledge gaps	468
References.	469
Chapter 7N: Open ocean.	477
Keynote points	479
1. Introduction.	479
2. Environmental changes in the open ocean since 2010	481
3. Consequences of the changes for human communities, economies and well-being.	484
4. Key region-specific changes and consequences.	486
5. Outlook	487
6. Key remaining knowledge gaps	488
7. Key remaining capacity-building gaps.	488
References.	488
Chapter 7O: Ridges, plateaux and trenches	495
Keynote points	497
1. Introduction and summary of the first <i>World Ocean Assessment</i>	497
2. Description of the environmental changes between 2010 and 2020	499
3. Description of economic and social changes between 2010 and 2020	502
4. Key region-specific changes and consequences.	505
5. Outlook	506
6. Key remaining knowledge gaps	507
7. Key remaining capacity-building gaps.	507
References	508
Chapter 7P: Hydrothermal vents and cold seeps	513
Keynote points	515
1. Introduction.	515
2. Environmental changes since the first <i>World Ocean Assessment</i>	518
3. Economic and social consequences	519
4. Key region-specific changes and consequences.	521

	<i>Page</i>
5. Outlook	523
6. Key remaining knowledge gaps	523
7. Key remaining capacity-building gaps	524
References.....	524
Chapter 7Q: Sargasso Sea	531
Keynote points	533
1. Introduction.....	533
2. Change of state	534
3. Institutional arrangements	537
4. Consequences of changes	538
5. Outlook	539
References.....	540

Volume II

Chapter 8: Trends in the state of human society in relation to the ocean.....	1
Chapter 8A: Coastal communities and maritime industries	3
Keynote points	5
1. Introduction.....	5
2. Coastal communities.....	6
3. Capture fisheries, shellfish harvesting and aquaculture	9
4. Shipping.....	10
5. Seabed mining	14
6. Offshore hydrocarbons	15
7. Tourism and recreation	15
8. Marine genetic resources	20
9. Marine renewable energy	21
10. Desalinization	21
11. Salt production	22
12. Key knowledge and capacity-building gaps	23
13. Outlook	24
References.....	24
Chapter 8B: Human health as affected by the ocean	31
Keynote points	33
1. Introduction.....	33
2. General aspects of the relationship between human health and the ocean	33
3. Health of coastal communities relative to inland communities.....	39
4. Effects of exposure to contaminated seawater	39

	<i>Page</i>
5. Problems for human health posed by food from the sea	42
6. Key remaining knowledge and capacity-building gaps	44
7. Outlook	45
References.	45
Part five: Trends in pressures on the marine environment	53
Chapter 9: Pressures from changes in climate and atmosphere	55
Keynote points	57
1. Introduction.	57
2. Climate pressures: extreme climate events and pressures from changes in ocean physical and chemical properties.	58
3. Capacity-building: Global Ocean Acidification Observing Network and Global Ocean Oxygen Network	67
4. Summary.	68
References.	69
Chapter 10: Changes in nutrient inputs to the marine environment.	77
Keynote points	79
1. Introduction.	79
2. Situation reported in the first <i>World Ocean Assessment</i>	81
3. Global-scale patterns and trends	82
4. Patterns and trends within regions	85
5. Outlook	91
References.	92
Chapter 11: Changes in liquid and atmospheric inputs to the marine environment from land (including through groundwater), ships and offshore installations.	101
Keynote points	103
1. Introduction.	104
2. Situation recorded in the first <i>World Ocean Assessment</i>	104
3. Persistent organic pollutants, including run-off from the use of agricultural pesticides	105
4. Metals	112
5. Radioactive substances	122
6. Pharmaceuticals and personal care products	127
7. Atmospheric pollutants (nitrogen oxides, sulfur oxides)	131
8. Hydrocarbons from terrestrial sources, ships and offshore installations, including arrangements for response to spills and discharges	132
9. Other substances used on, and discharged from, offshore installations . .	134
10. Relationship to the Sustainable Development Goals	135
11. Key remaining knowledge gaps	136

	<i>Page</i>
12. Key remaining capacity-building gaps	138
References	139
Chapter 12: Changes in inputs and distribution of solid waste, other than dredged material, in the marine environment	151
Keynote points	153
1. Activities resulting in marine debris, including plastics, abandoned fishing gear, microparticles and nanoparticles, and estimates of sources from land, ships and offshore installations	153
2. Dumping at sea, including garbage from ships and sewage sludge	171
References	177
Chapter 13: Changes in erosion and sedimentation	185
Keynote points	187
1. Introduction	187
2. Changes in state of coastal erosion and sedimentation	188
3. Consequences of the changes for human communities, economies and well-being	192
4. Key region-specific changes and consequences	193
5. Outlook	195
6. Key remaining knowledge and capacity-building gaps	195
References	196
Chapter 14: Changes in coastal and marine infrastructure	201
Keynote points	203
1. Introduction	203
2. Documented changes in the state of marine and coastal infrastructures	204
3. Consequences of changes for human communities, economies and well-being	207
4. Key region-specific changes and consequences	207
5. Outlook	210
6. Key remaining knowledge and capacity-building gaps	211
References	211
Chapter 15: Changes in capture fisheries and harvesting of wild marine invertebrates	215
Keynote points	217
1. Introduction	217
2. Catch-landing disparities, Sustainable Development Goals and small-scale fisheries	220
3. Invertebrate landings	224
4. Levels of by-catch and side effects	225
5. Post-harvest fish losses	225

	<i>Page</i>
6. Potential for fisheries enhancement	225
7. Marine protein and oils in agriculture and aquaculture	225
8. Illegal, unreported or unregulated fishing	226
9. Outlook	227
10. Key knowledge gaps	228
11. Key capacity-building gaps	228
References	228
Chapter 16: Changes in aquaculture	235
Keynote points	237
1. Current status and major improvements	237
2. Aquaculture and the environment	240
3. Aquaculture and society	241
4. Key remaining knowledge gaps	241
5. Key remaining capacity-building gaps	242
6. Outlook	243
References	244
Chapter 17: Changes in seaweed harvesting and use	247
Keynote points	249
1. Introduction	249
2. Documented changes in the state of seaweed production and uses (2012–2017)	250
3. Consequences of changes in seaweed harvesting and use for communities, economies and well-being	253
4. Key region-specific changes and consequences	253
5. Outlook	254
6. Key remaining knowledge and capacity-building gaps	254
References	255
Chapter 18: Changes in seabed mining	257
Keynote points	259
1. Introduction	259
2. Changes in scale and significance of sea floor mining	262
3. Environmental aspects	270
4. Economic and social impacts	273
5. Capacity-building needs	276
References	277
Chapter 19: Changes in hydrocarbon exploration and extraction	281
Keynote points	283
1. Introduction	283

	<i>Page</i>
2. Offshore hydrocarbon exploration, production and decommissioning . . .	285
3. Economic, social, and environmental aspects of offshore hydrocarbon exploration, production and decommissioning	288
4. Key knowledge and capacity-building gaps	290
5. Role of the offshore hydrocarbon industry in facilitating the marine renewable energy industry	291
6. Conclusion	292
References	293
Chapter 20: Trends in inputs of anthropogenic noise into the marine environment	297
Keynote points	299
1. Introduction.	299
2. Description of the environmental status	300
3. Description of economic and social consequences and other economic or social changes	308
4. Key region-specific changes and consequences.	308
5. Outlook	310
6. Key remaining knowledge gaps	312
7. Key remaining capacity-building gaps.	313
References	313
Chapter 21: Developments in renewable energy sources	321
Keynote points	323
1. Introduction.	323
2. State of marine renewable energy at the global level	324
3. Potential environmental impacts of marine renewable energy development	329
4. Socioeconomic benefits and impacts from marine renewable energy deployment.	332
5. Key remaining knowledge and capacity-building gaps	333
6. Anticipated future trends.	335
References.	336
Chapter 22: Invasive species	343
Keynote points	345
1. Introduction	345
2. Documented baseline and changes in non-indigenous species	347
3. Consequences for human communities, economies and well-being	348
4. Key region-specific baselines, changes and consequences.	350
5. Outlook	354
6. Other	356
References.	356

	<i>Page</i>
Chapter 23: Developments in the exploration for and use of marine genetic resources .	363
Keynote points	365
1. Introduction.	365
2. Trends between 2010 and 2020	366
3. Economic and social consequences and changes	370
4. Key region-specific developments in knowledge and their consequences	371
5. Capacity-building gaps	371
6. Methodological challenges and future trends	373
7. Marine genetic resources and the Sustainable Development Goals	374
References.	376
Chapter 24: Marine hydrates – a potentially emerging issue	381
Keynote points	383
1. Introduction.	383
2. What are marine hydrates?	383
3. Potential risks from marine methane hydrates	386
4. Marine hydrates as a source of energy	388
5. Key knowledge and capacity-building gaps	390
6. Outlook	390
References.	390
Chapter 25: Cumulative effects	395
Keynote points	397
1. Introduction.	397
2. Cumulative effects assessments.	398
3. Regional applications of cumulative effects assessments on the marine environment: distribution and approaches	402
4. Outlook	406
References.	413
Part six: Trends in management approaches to the marine environment	421
Chapter 26: Developments in marine spatial planning.	423
Keynote points	425
1. Introduction.	425
2. Types of marine spatial planning	426
3. Marine spatial planning: a step-by-step approach toward ecosystem-based management.	427
4. Tools for marine spatial planning.	428
5. Progress in implementing marine spatial planning	430
References.	436

	<i>Page</i>
Chapter 27: Developments in management approaches	441
Keynote points	443
1. Introduction	443
2. Management approaches	444
3. Advances in ocean management approaches	448
4. Management tools to support mitigation of and adaptation to climate change, including building resilience	458
5. Key region-specific issues	460
6. Capacity-building	461
7. Gaps and future perspectives	462
8. Outlook	463
References	465
Chapter 28: Developments in the understanding of overall benefits from the ocean to humans	471
Keynote points	473
1. Introduction	473
2. Benefits and their distribution	477
3. Disbenefits to humans	478
4. Threats to ocean ecosystem services	479
5. Safeguarding ocean benefits through regional and international cooperation and improved implementation of international law as reflected in the United Nations Convention on the Law of the Sea	480
References	483
Annexes	487
Annex I: Original members of the writing teams approved by the Bureau	489
Annex II: Peer reviewers nominated for each chapter	497

Chapter 9

Pressures from changes in climate and atmosphere

Contributors: Carlos Garcia-Soto (lead member and convener), Denise Breitburg, Monica Campillos, Patricia Castillo-Briceno, Sanae Chiba (co-lead member), Matthew Collins, Ganix Esnaola, Karen Evans (co-lead member), Louise B. Firth, Thomas Frölicher, Jason M. Hall-Spencer, David Halpern, Karen L. Hunter, Gabriel Ibarra, Sung-Yong Kim, Roxy M. Koll, Kathleen McInnes, Jon Saenz, Ca Thanh Vu (co-lead member), Bess Ward and Tymon Zielinski (co-lead member).

Keynote points

- **Extreme climate events.** Marine heatwaves and tropical cyclones are shown to be increasing in severity owing to human activities and are having an impact on nature and human societies. Extreme El Niño events have been observed but, because they occur infrequently, a human influence has not been detected. All three phenomena are projected to increase in the future, with the severity of impacts also increasing, but such increases can be reduced by climate change mitigation efforts.
- **Sea level rise.** The alarming observed pace of sea level rise, combined with increasing storminess and coastal urbanization, has resulted in the amplified susceptibility of coastal cities to erosion and flooding and increased the need for substantial investments in hard infrastructure and the restoration of natural barriers, such as reefs.
- **Ocean acidification and deoxygenation.** The accelerated increase of anthropogenic CO₂ in the atmosphere is creating an increase in the acidification and deoxygenation of the ocean. Under such conditions, both in nature and in the laboratory, marine organisms that support ecosystems and human livelihoods and nutrition typically respond poorly. Marine habitats experience a loss of diversity, many long-lived organisms die and a few resilient species proliferate. Less serious damage to life-supporting ecosystems would be possible under lower-emission scenarios.
- **Other physical and chemical properties.** Changes in ocean temperature and salinity induced by climate change and human activities are affecting marine ecosystems by changing the distribution of marine species, decreasing the ecological value of coastal ecosystems and changing marine primary production. Human well-being and the economy are consequently affected.

1. Introduction

The first part of the present chapter is based on three topics in the context of extreme climate events related to the ocean, namely, marine heatwaves, extreme El Niño Southern Oscillation events and tropical cyclones. Both physical aspects of the impact of climate change on the phenomena and potential impacts on natural and human systems are considered. The conclusions are based on a much more detailed assessment that can be found in chapter 6 of the *Special Report on Oceans and Cryosphere in a Changing Climate* of the Intergovernmental Panel on Climate Change (2019).

An extreme event is one that is rare at a particular place and time of year. Definitions of “rare” vary, but an extreme event is normally

as rare as, or rarer than, the tenth or ninetieth percentile of a probability estimated from observations. By definition, the characteristics of what is called an extreme event may vary from place to place in an absolute sense. When a pattern of extreme weather persists for some time, such as a season, it may be classed as an extreme climate event, especially if it yields an average or total that is itself extreme (e.g., high temperature, drought or total rainfall over a season).

The second part of the chapter expands upon pressures from changes in ocean physical and chemical properties. Projected sea temperature increases of up to 1.5°C over pre-industrial levels by 2050 will continue to drive latitudinal abundance shifts in marine species, including

those of importance for coastal livelihoods. Many large coastal cities are located in deltaic settings and are vulnerable to floods because of their proximity to rivers and the sea, general low elevations and land subsidence (Nicholls and others, 2008).

Carbon dioxide emissions and global warming are also causing ocean acidification and deoxygenation. Those changes have consequences for the people who depend on healthy marine ecosystems worldwide. At the time of the first *World Ocean Assessment* (United Nations, 2017), the chemistry of ocean acidification was well understood, yet the consequences for ecosystems and society were poorly known. The effects of declining oxygen on nutrient cycles and fish stocks were predicted to worsen,

especially when climate change-driven oxygen depletion combines with coastal eutrophication. Reduced biodiversity and declines in fish populations were linked to falling oxygen levels across the world's oceans. New information is provided on marine organism and ecosystem responses to ocean acidification and deoxygenation and related capacity-building.

In the present chapter, in conjunction with chapter 5, the climate change aspects of the present Assessment are developed. The present chapter expands on the pressures on marine ecosystems and human populations of some of the physical and chemical changes caused by climate change. Some related aspects are also covered in chapter 7K and chapter 15.

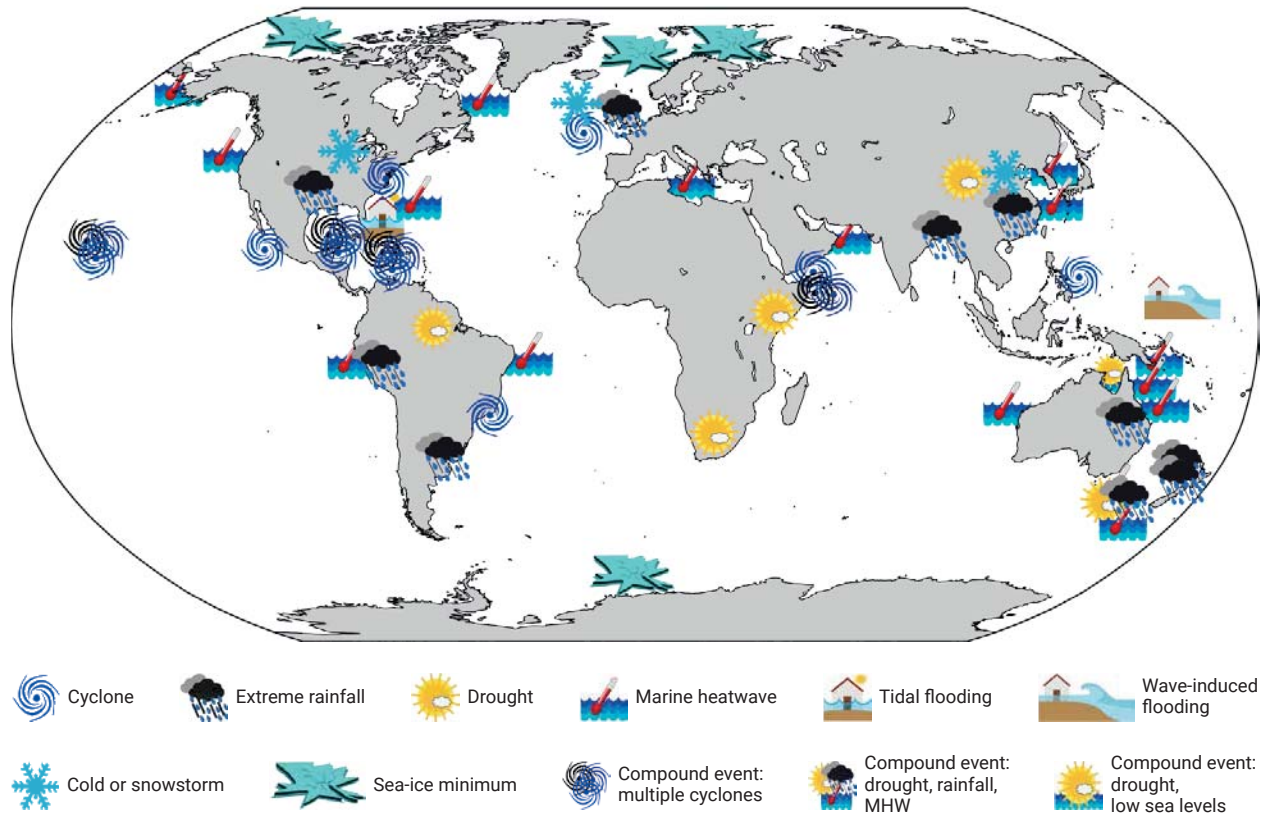
2. Climate pressures: extreme climate events and pressures from changes in ocean physical and chemical properties

2.1. Extreme climate events

Marine heatwaves are periods of extremely high ocean temperatures that persist for days to months, that can extend up to thousands of km and can penetrate multiple hundreds of m into the deep ocean (Hobday and others, 2016). Over the past two decades, marine heatwaves have had a negative impact on marine organisms and ecosystems in all ocean basins, including critical foundation species such as corals, seagrasses and kelps (Hughes and others, 2018; Smale and others, 2019). Satellite observations reveal that marine heatwaves doubled in frequency between 1982 and 2016, and that they have also become longer lasting and more intense and extensive (Frölicher and others, 2018; Oliver and others, 2018). Between 2006 and 2015, 84 to 90 per cent of all globally occurring marine heatwaves were attributable to the temperature increase since the period 1850–1900 (Frölicher and others, 2018).

Marine heatwaves will further increase in frequency, duration, spatial extent and intensity under future global warming (Frölicher and others, 2018; Darmaraki and others, 2019), pushing some marine organisms, fish stocks and ecosystems beyond the limits of their resilience, with cascading impacts on economies and societies (Smale and others, 2019). Globally, the frequency of marine heatwaves is very likely to increase by a factor of about 50 times by the period 2081–2100 under the high-emission Representative Concentration Pathway (RCP) 8.5 scenario and by a factor of about 20 times under the low-emission RCP 2.6 scenario (Van Vuuren and others, 2011), relative to the reference period 1850–1900. Such future trends in marine heatwave frequency can largely be explained by increases in mean ocean temperature. The largest changes in the frequency of marine heatwaves are projected for the Arctic Ocean and the tropical oceans (figure 1; Intergovernmental Panel on Climate Change (IPCC), 2019, chap. 6, figure 6.4).

Figure 1
Locations of extreme events with an identified link to climate change caused by human activities



Source: Figure adapted from IPCC, 2019, figure 6.2.

Limiting global warming would reduce the risk of impacts of marine heatwaves, but critical thresholds for some ecosystems (e.g., kelp forests and coral reefs) will be reached even at relatively low levels of future global warming (King and others, 2017). Early warning systems, producing skilful forecasts of marine heatwaves, can further help to reduce vulnerabilities in fishing, tourism and conservation, but are yet unproven on a large scale (Payne and others, 2017; Tommasi and others, 2017).

One of the best data-rich examples of the impact of a marine heatwave on well-managed fisheries is of the Gulf of Alaska in the North Pacific. A prolonged warm ocean event weakened benthic ocean and surface mixing, in turn disrupting trophies, invertebrate and forage fish populations, and decimated the Pacific cod

fishery, triggering a series of repeating mass marine mammal and seabird die-offs that had a ripple effect through coastal economies.

The El Niño Southern Oscillation is a coupled atmosphere-ocean phenomenon, identified by an oscillation between warm and cold ocean temperatures in the tropical central eastern Pacific Ocean and an associated fluctuation in the global-scale tropical and subtropical surface pressure patterns. Typically, it has a preferred timescale of about two to seven years. It is often measured by the surface pressure anomaly difference between Tahiti, French Polynesia, and Darwin, Australia, and/or the sea surface temperatures in the central and eastern equatorial Pacific (Rasmussen and Carpenter, 1982). It has climatic effects throughout the Pacific region and in many other parts of

the world through global teleconnections. The warm phase of the Oscillation is called El Niño and the cold phase is called La Niña.

The strongest El Niño and La Niña events since the pre-industrial era have occurred during the past 50 years, and that variability is unusually high when compared with average variability during the last millennium (Cobb and others, 2013; Santoso and others, 2017). There have been three occurrences of extreme El Niño events during the modern observational period (1982/83, 1997/98, 2015/16), all characterized by pronounced rainfall in the normally dry equatorial East Pacific. There have been two occurrences of extreme La Niña (1988/89, 1998/99).

Extreme El Niño and La Niña events are likely to occur more frequently with global warming and are likely to intensify existing impacts, with drier or wetter responses in several regions across the globe, even at relatively low levels of future global warming (Cai and others, 2014; Cai and others, 2015; Power and Delage, 2018).

Sustained long-term monitoring and improved forecasts can be used in managing the risks of extreme El Niño and La Niña events associated with human health, agriculture, fisheries, coral reefs, aquaculture, wildfire, drought and flood management (L'Heureux and others, 2017).

A tropical cyclone is the general term for a strong, cyclonic-scale disturbance that originates over the tropical ocean. Based on one-minute maximum sustained wind speed, the cyclonic disturbances are categorized into tropical depressions (≤ 17 m/s), tropical storms (18–32 m/s) and tropical cyclones (≥ 33 m/s, category 1 to category 5) (Knutson and others, 2010). A tropical cyclone is called a hurricane, typhoon or cyclone, depending on geographic location.

Anthropogenic climate change has increased precipitation, winds and extreme sea level events associated with a number of observed tropical cyclones. For example, studies have

shown that the rainfall intensity of tropical cyclone (Hurricane) Harvey increased by at least 8 per cent (8–19 per cent) owing to climate change (Risser and Wehner, 2017; Van Oldenborgh and others, 2017). Anthropogenic climate change may have contributed to a poleward migration of maximum tropical cyclone intensity in the western North Pacific in recent decades related to anthropogenically forced tropical expansion (Sharmila and Walsh, 2018). There is emerging evidence of a number of regional changes in tropical cyclone behaviour, such as an increase in the annual global proportion of category 4 or 5 tropical cyclones in recent decades, extremely severe tropical cyclones occurring in the Arabian Sea, cyclones making landfall in East and South-East Asia, an increase in frequency of moderately large storm surge events in the United States since 1923 and a decrease in frequency of severe tropical cyclones making landfall in eastern Australia since the late 1800s. There is low confidence that they represent detectable anthropogenic signals. Extreme wave heights, which contribute to extreme sea level events, coastal erosion and flooding, have increased in the Southern Ocean and the North Atlantic Ocean by about 1.0 cm per year and 0.8 cm per year over the period 1985–2018 (Young and Ribal, 2019).

An increase in the average intensity of tropical cyclones, and the associated average precipitation rates, is projected for a 2°C global temperature rise, although there is low confidence in future frequency changes at the global scale (Yamada and others, 2017). Rising sea levels will contribute to higher extreme sea levels associated with tropical cyclones in the future (Garner and others, 2017). Projections suggest that the proportion of category 4 and 5 tropical cyclones will increase (Knutson and others, 2015; Park and others, 2017). Such changes will affect storm surge frequency and intensity, as well as coastal infrastructure and mortality.

Investment in disaster risk reduction, flood management (ecosystem and engineered) and early warning systems decreases

economic loss from tropical cyclones that occur near coasts and islands. However, such investments may be hindered by limited local capacities (e.g., ageing infrastructure and other non-climatic factors) that, for example, can lead to increased losses and mortality from extreme winds and storm surges in developing countries despite adaptation efforts. There is emerging evidence of increasing risks for locations affected by unprecedented storm trajectories. Management of risk from such changing storm trajectories and intensity proves challenging because of the difficulties of early warning and its receptivity by affected populations.

2.2. Sea level rise and cities

Cities located along coastlines and in archipelagic and island States are becoming increasingly susceptible to erosion and sea level rise (De Sherbinin and others, 2007; Hanson and others, 2011; Takagi and others, 2016). Many comprise large areas of reclaimed land (the gain of land from the sea, wetlands or other water bodies), which is retained and protected from erosion by hard engineered structures, such as sea walls and rock armouring (Sengupta and others, 2018). It is likely that many of such engineered coastlines will need to be adapted and upgraded to keep pace with rising sea levels. In highly urbanized environments that are often already heavily degraded, hard engineered structures are often the only option available and are considered to be successful options (Hallegatte and others, 2013; Hinkel and others, 2014), but there are a wide range of broader negative impacts of land reclamation and those structures on the surrounding environment (Dafforn and others, 2015). Globally, many regions (especially cities) are claiming that more than 50 per cent of their coastlines are armoured (e.g., Chapman, 2003; Burt and others, 2013), and that number will likely rise in the future in response to burgeoning economies, coastal populations and urbanization

(e.g., see plans for the reclamation of the entire coastlines of two Malaysian states in Chee and others, 2017).

As an alternative to hard engineered coastal defences, construction of which is complex and expensive, where possible, natural coastal ecosystems such as mangroves and salt marshes should be used as natural barriers or combined with hard infrastructure using hybrid approaches (Temmerman and others, 2013). The use of such ecosystems can not only protect the land but also provide valuable ecosystem functions and services. As hard engineered coastal defences may be considered an effective short-term solution to coastal flooding, more investment will be needed owing to observed increasing storminess and sea level rise (Mendelsohn and others, 2012; Vitousek and others, 2017). By 2010, the global average sea level was calculated to be 52.4 mm above the 1993 level and, by 2018, it had risen to 89.9 mm above the 1993 level (National Oceanic and Atmospheric Administration (NOAA), 2019). The rate of change is also increasing. For the period 1993–2018, the rate of increase was calculated at 3.2 mm per year, while for the period 2010–2018, it was calculated to be much faster, at 4.7 mm per year. Despite significant uncertainties remaining, the Intergovernmental Panel on Climate Change predicts that sea level rise will continue for centuries, even if mitigation measures are put in place. The potential widespread collapse of ice shelves could lead to a larger twenty-first century sea level rise of up to several tenths of a metre (Church and others, 2013), which will have drastic consequences for coastal, archipelagic and small island cities, in particular those in low-lying areas.

Urbanization could, however, also provide opportunities for risk reduction, given that cities are engines of economic growth and centres of innovation, political attention and private sector investments (Garschagen and Romero-Lankao, 2015). Hallegatte and others (2013) conducted a global analysis of present and future losses

in the 136 largest coastal cities. They predicted that global flood losses would increase from an average of \$6 billion per year in 2005 to \$1 trillion by 2050, with projected socioeconomic change, climate change and subsidence. Even if adaptation investments remain constant, flood probability, subsidence and sea level rise will increase global flood losses to \$60 billion–\$63 billion per year in 2050. The same study found that developing countries are particularly vulnerable to flood risk, with much lower investment in flood protection measures (Hallegatte and others, 2013).

Case study: Rotterdam

Low-lying cities in the Netherlands, a country that has long been a pioneer in both land reclamation and climate change adaptation, are taking a multipronged approach to the problem of sea level rise. For instance, Rotterdam's adaptation system is based on a flood and sea level rise defence system (C40 Cities, 2019) consisting of the Maeslantkering flexible storm surge barrier, permanent sand dunes along the coast, dykes along the rivers and a tailored "inner-dyke/outer-dyke" approach. The inner-dyke city, which is mostly below sea level, is formed by a system of polders drained by water outlets and pumps and protected by smaller secondary dykes. The outer-dyke city area (3–5.5 m above sea level), of 40,000 inhabitants, is vulnerable to rising sea level or smaller temporary floods. It is being adapted through the use of innovative technologies (e.g., floating buildings) and more traditional approaches (e.g., insulation of building facades and raising of electrical installations).

2.3. Pressures from changes in temperature

Ocean warming caused by anthropogenic climate change will continue for centuries after the anthropogenic forcing is stabilized (IPCC, 2019). It will affect marine ecosystems through increasing cumulative pressures owing to the

changing climate and the intensity of human activities and is also interfering with other ocean properties, such as salinity and nutrient or carbon cycles, owing to the interconnection of all such processes.

Temperature-dependent biological sensitivity varies between species and is affected by other ocean properties. For example, for pelagic species, analysis of long-term trends in primary production has revealed that a rise in ocean temperatures, leading to enhanced stratification, nutrient limitation and shifts towards small phytoplankton, will have the greatest influence on decreasing the flux of particulate organic carbon to the deep ocean (Boyd and others, 2016; Fu and others, 2016). Reductions in particulate organic carbon flux are predicted at low and middle latitudes, but increases are possible at high latitudes, associated with a reduction in sea ice cover (Sweetman and others, 2017; Yool and others, 2017; FAO, 2018).

The special report entitled *Global Warming of 1.5°C* of the Intergovernmental Panel on Climate Change (2018) indicates that ocean ecosystems are already experiencing large-scale changes, and critical thresholds are expected to be reached at 1.5°C and higher levels of global warming. The changes to water temperatures are expected to drive some species (e.g., plankton and fish) to relocate to higher latitudes and cause novel ecosystems to assemble (Jonkers and others, 2019).

The increase in temperatures directly affects coastal communities, not only in terms of the effects on coastal marine ecosystems, but also on the ecosystem goods and services they deliver (Worm and others, 2006; Pendleton and others, 2016). They include, for example, the number of viable fisheries, the provision of nursery functions and the filtering services provided by coastal wetlands (Cochard and others, 2008; Barange and others, 2018). Coral reefs are one of coastal ecosystems heavily affected by ocean warming, and the coral

bleaching phenomenon can affect not only marine life but also marine tourism.

Changes in temperature and salinity also have an impact on human well-being (food and health). With respect to food security, fish is one of the most consumed foods in the world and a major contributor to a healthy diet, owing to its proteins, fatty acids, vitamins and other elements that are essential for health (Hilmi and others, 2014). Climate change could decrease seafood availability (Golden and others, 2016) and, as a consequence, reduce protein supply to coastal communities, in general (Blanchard and others, 2017). That would have a strong impact on communities with high seafood dependence, including indigenous and other coastal communities.

An increased prevalence and transmission of diseases is also likely to occur with warmer ocean temperatures. Ocean warming could raise the risk of waterborne diseases and bloom algae toxins (see chap. 6a), affecting the populations and economies of affected areas. For example, the bacterial pathogen *Vibrio cholerae* is expected to grow faster owing to the increase in ocean temperatures (Semenza and others, 2017).

2.4. Pressures from changes in ocean chemistry

Ocean uptake of carbon dioxide emissions is rapidly changing seawater chemistry in a process known as ocean acidification (see chap. 5). As the partial pressure of carbon dioxide in seawater increases, it causes the carbonate saturation state to fall below levels suitable for globally important reef-forming taxa (Albright and others, 2018). Most coral reefs (shallow and deep) are vulnerable to rising CO₂ concentrations (Lam and others, 2019). Ocean acidification is causing the depth at which seawater is corrosive to carbonate to shoal, threatening deepwater coral reefs worldwide through dissolution and intensified bioerosion (Gómez and others, 2018). Ocean

acidification combines with warming, rising sea level and more severe storms to reduce reef resilience on a global scale and augment reef destruction. In the Arctic, there has been a rapid expansion in the area where surface seawater is corrosive to calcareous organisms (Brodie and others, 2014).

Ocean acidification may affect all marine life, for example, through changes in gene expression, physiology, reproduction and behaviour (Riebesell and Gattuso, 2015; IPCC, 2019). Between 2005 and 2009, ocean acidification jeopardized a \$270 million shellfish aquaculture industry that provided 3,200 jobs per year in Washington State, United States. Billions of oysters died in hatcheries because seawater had become corrosive to larval shells (Ekstrom and others, 2015). In addition to its negative impacts on calcifying phyto- and zooplankton, acidification can lower the nutritional value of seafood.

Ocean acidification also affects ecosystem properties, functions and services. Some groups of organisms do well in acidified conditions, but many taxa do not (Agostini and others, 2018). Many algae are resilient to the levels of ocean acidification projected under the Intergovernmental Panel on Climate Change RCP 8.5 scenario, yet shifts in community composition greatly alter seaweed habitats (Brodie and others, 2014; Enochs and others, 2015). Increased carbon availability stimulates primary production and can increase the standing stock of kelps and seagrasses (Russell and others, 2013; Linares and others, 2015; Cornwall and others, 2017), although microalgae and turf algae dominate acidified waters in exposed conditions (Agostini and others, 2018; Connell and others, 2018).

Research at natural marine CO₂ seeps has shown that there is about a 30 per cent decrease in macrofaunal biodiversity as average pH declines from 8.1 to 7.8 (Agostini and others, 2018; Foo and others, 2018), which is attributable to direct effects, such as increased

metabolic costs of coping with hypercapnia, or indirect effects, such as increased susceptibility to predation (Sunday and others, 2017). Some corals grow well in seawater with elevated CO₂ concentrations, but the habitats they form lack diversity as reefs are degraded by ocean acidification owing to chemical dissolution and enhanced bioerosion, causing a shift to less diverse ecosystems. Chapter 7D also reviews the impacts of ocean acidification on coral reefs. The dual effects of increased CO₂ and decreased carbonate alter trophic interactions. Reductions in the abundance and size of calcareous herbivores contribute to the overgrowth of weedy turf algae and a simplification of food webs, with losses in functional diversity (Vizzini and others, 2017; Teixidó and others, 2018).

Damage from ocean acidification results in less coastal protection and less habitat for biodiversity and fisheries (Hall-Spencer and Harvey, 2019). Live coral cover on tropical reefs has nearly halved in the past 150 years, the decline accelerating over the past two decades owing to increased water temperature and ocean acidification exacerbating other drivers of coral loss. When combined with rising temperatures, sea level rise and increasing extreme climate events, ocean acidification further threatens the goods and services provided by coastal ecosystems. That is particularly important for those people who are heavily reliant on marine resources for protection, nutrition, employment and tourism (Lam and others, 2019).

Proposed actions to lessen the impacts of ocean acidification and to build resilience are primarily intended to reduce CO₂ emissions but also include: reduction of pollution and other stressors (such as overfishing and habitat damage); seaweed cultivation and seagrass restoration; water treatment, (e.g., for high-value aquaculture); adaptation of human activities such as aquaculture; and repair of damaged ecosystems (Cooley and others, 2016), for example, through the rewilding of the ocean.

Regarding deoxygenation, since the middle of the twentieth century, the ocean (including coastal waters, such as estuaries and semi-enclosed seas) has lost about 2 per cent, or over 150 billion tons, of its total oxygen content (Schmidtke and others, 2017), and more than 600 coastal water bodies have reported oxygen concentrations of less than 2 mg per l (Diaz and Rosenberg, 2008; Breitburg and others, 2018). Climate change is projected to cause more oxygen decline in many coastal systems where deoxygenation is currently driven primarily by an oversupply of anthropogenic nutrients. Such deoxygenation is of great concern because oxygen is fundamental to life in the oceans (figure II; Laffoley and Baxter, 2019). It constrains productivity and biodiversity, regulates global cycles of nutrients and carbon, and is required for the survival of individual organisms (Breitburg and others, 2018). When oxygen is sufficient, it does not limit or negatively affect the physiology, behaviour and ecological interactions of organisms dependent on aerobic (oxygen-utilizing) respiration. Waters are considered to be hypoxic when oxygen levels are insufficient and those processes are impaired. A threshold value of 2 mg dissolved oxygen/l is often used to define hypoxia, but the oxygen concentration or saturation at which life processes are impaired varies considerably among species, processes and habitats and is affected by temperature.

As the oxygen content of water declines, an increasing fraction of production is diverted to microbes (Diaz and Rosenberg, 2008; Wright and others, 2012). Food webs change because of altered encounter rates and the species-specific effects of low oxygen on the feeding efficiencies of predators and escape behaviours of prey. Energy transfer to tolerant animals, such as gelatinous species, can increase (Keister and Tuttle, 2013). The roles of vision (McCormick and Levin, 2017) and carnivory (Sperling and others, 2016) can decline within low oxygen areas because those activities are energy intensive. In contrast, predation

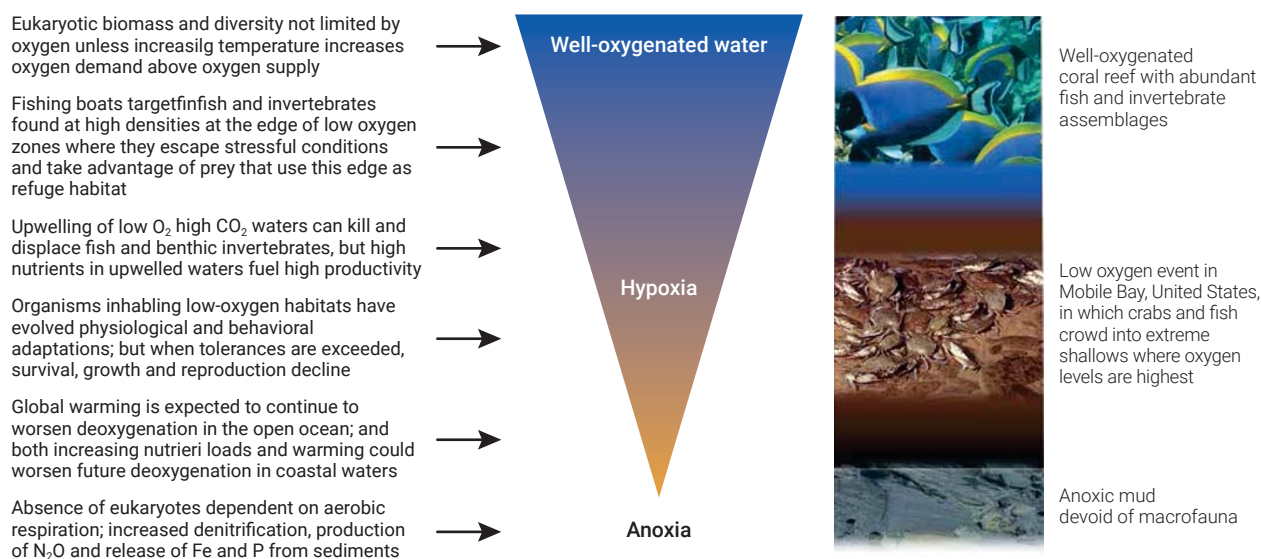
can intensify above low oxygen zones as visual feeders are forced into shallower waters with higher light levels (Koslow and others, 2011).

Declining ocean oxygen is expected to negatively affect a wide range of biological and ecological processes. The magnitude of the effects will vary among species and processes, however, and whether the magnitude of responses will be directly proportional to the magnitude of oxygen decline is uncertain. Some effects of oxygen decline are dependent on direct exposure within low-oxygen waters, while others involve the movement of organisms and material (e.g., nutrients, organic matter, greenhouse gases) among locations that vary in oxygen content, and still other effects are primarily dependent on oxygen levels at particular locations that are critical for a species or life stage. Many responses involve threshold oxygen levels at which biological functions can no longer be maintained.

The biomass and diversity of eukaryotic organisms tend to decline and species composition changes as oxygen declines (Gallo and Levin, 2016). As low-oxygen waters expand, tolerant species can expand their depth range, while ranges of species that are more sensitive contract (Sato and others, 2017). The relative abundance of species within systems reflects variation in species' tolerances to low oxygen and other co-stressors (Koslow and others, 2018). Organisms, including crustaceans and fish adapted to low-oxygen environments, can reach very high densities in low-oxygen areas (Pineda and others, 2016; Gallo and others, 2019). However, in naturally low-oxygen habitats, such as oxygen minimum zones, even very small changes (representing less than 1 per cent of the oxygen content of well-oxygenated surface waters) can result in the exclusion of species that would otherwise be abundant (Wishner and others, 2018).

Figure II

Control of oxygen over biological and biogeochemical processes in the open ocean and coastal waters



Source: Figure modified from Breitburg and others, 2018.

Note: Oxygen exerts a strong control over biological and biogeochemical processes in the open ocean and coastal waters. Whether oxygen patterns change over space, as with depth, or over time, as effects of nutrients and warming become more pronounced, biological diversity, biomass, and productivity decline with decreasing levels of oxygen.

Chronic exposure to suboptimal oxygen conditions can reduce growth (Thomas and others, 2019) and reproduction (Thomas and others, 2015). Numerical models indicate that those chronic effects can lead to population declines over time (Rose and others, 2018), even in the absence of direct low oxygen-induced mortality. Increased acquisition or progression of infections and decreased host immune responses resulting from exposure to low oxygen have been reported for a range of vertebrate and invertebrate hosts (Breitburg and others, 2019) and may increase the transmission of pathogens to humans through consumption of immunosuppressed hosts (Hernroth and Baden, 2018).

Microbes have evolved and adapted to exploit even the most extreme habitats on Earth, including those that contain no oxygen. Biogeochemical cycling of elements by microbes in the absence of oxygen leads to the production of greenhouse gases, including nitrous oxide and methane (Buitenhuis and others, 2018). The expansion of anoxic habitats could, therefore, lead to the increased release of greenhouse gases to the atmosphere, further increasing warming and stratification. That outcome is uncertain, however, because warming and stratification, both of which might increase greenhouse gas production, will also affect the rates and distribution of primary production upon which all other biological processes depend (Battaglia and Joos, 2018).

Ocean deoxygenation does not occur in isolation from other human-caused ocean stressors. With elevated ocean temperatures, microbes that are dependent on aerobic respiration and the vast majority of marine animals will need to consume more oxygen in order to survive (Pörtner, 2012). Elevated ocean temperatures therefore decrease the availability of suitable habitat both by increasing oxygen requirements and by inducing further oxygen loss. Predicted shifts in distribution poleward and into deeper, cooler waters, local extinctions and decreased maximum size of many

fish species are attributed, at least in part, to increased oxygen requirements at warmer temperatures (Deutsch and others, 2015; Pauly and Cheung, 2018). The combined effects of ocean climate change stressors, namely, deoxygenation, warming and acidification, may also result in spatial, temporal and evolutionary mismatches between zooplankton and fish larvae that lead to altered larval fish growth and survival, and ultimately negative effects on fisheries (Dam and Baumann, 2017). More generally, the role of oxygen in converting food to energy means that oxygen supply can determine the amount of energy that is available to respond to other stressors (Sokolova, 2013).

Fisheries catches are often low in oxygen-depleted waters as a result of the avoidance behaviour of highly mobile species, as well as the mortality and recruitment failure of species that are sessile or have limited mobility (Breitburg and others, 2009; Rose and others, 2018). There is concern that low-oxygen areas and their expansion make fish and mobile shellfish more susceptible to overfishing (Craig, 2012; Purcell and others, 2017) by leading to high-density aggregations above and at the edge of low-oxygen waters (Craig, 2012; Stramma and others, 2012). For example, spatial shifts in fishing effort have been well documented in both the brown shrimp fishery in the Gulf of Mexico and the Dungeness crab fishery in Hood Canal, United States, whereby the spatial overlap between fishing fleets and target species increases as hypoxic zones increase on a seasonal basis or among years that vary in the spatial extent of hypoxia (Purcell and others, 2017; Froehlich and others, 2017). Fishing mortality may increase where such refuge locations are targeted and where shallower distributions increase catch rates (Purcell and others, 2017). Low-oxygen events have also been an important source of mortality in both finfish and shellfish aquaculture, causing substantial losses to local economies, with consequences to both human health and food security (Cayabyab and others, 2002; Rice, 2014).

3. Capacity-building: Global Ocean Acidification Observing Network and Global Ocean Oxygen Network

Sustainable Development Goal 14 addresses the need to “conserve and sustainably use the oceans, seas and marine resources for sustainable development”, including by meeting target 14.3, to “minimize and address the impacts of ocean acidification, including through enhanced scientific cooperation at all levels”.¹ Concern about the problem of deoxygenation was also noted in the “Our ocean, our future: call for action” declaration, the outcome of the United Nations Conference to Support the Implementation of Sustainable Development Goal 14: Conserve and sustainably use the oceans, seas and marine resources for sustainable development.²

The ability to attribute ecosystem impacts to changing ocean chemistry requires continued advances in ocean observation systems. Global initiatives in ocean research, such as Biogeochemical Argo, and the Global Ocean Acidification Observing Network and Global Ocean Oxygen Network of the Intergovernmental Oceanographic Commission are reducing barriers and building capacity in support of improved global understanding of ocean acidification and deoxygenation. The Global Ocean Acidification Observing Network and the Global Ocean Oxygen Network provide access to collaboration and mentoring in support of improving ocean observations of pH and oxygen through training sessions, partnerships and support for the creation of regional hubs. Currently, ocean acidification and deoxygenation observation and research efforts are concentrated in a relatively small number of countries, leaving large knowledge and capacity gaps around the world, especially in the southern hemisphere and in small island developing States and least developed countries (Global

Ocean Acidification Observing Network (GOA-ON), 2019). Higher capacity to collect complex data and deliver better observations across the globe means that the predictive power of experiments and ecosystem models may improve as they replicate real-world scenarios more effectively to meet Goal 14.

Marine ecosystem services depend on which basic biotic functions are maintained (Connell and others, 2018), which ecosystem engineers and keystone species are retained (Sunday and others, 2017) and whether the spread of nuisance species is avoided (Hall-Spencer and Allen, 2015). Knowledge gaps for ecosystem responses to changes in ocean chemistry remain large. However, multi-stressor experiments and ecosystem models that incorporate advances in ecophysiology and genomics may better describe the scope of impact and reduce uncertainty about its extent. How deoxygenation is altering microbial pathways and rates of processes within the water column and the deep ocean needs to be better understood (Breitburg and others, 2018). The call by Riebesell and Gattuso (2015) for a shift towards multi-stressor and multispecies experiments to understand more specifically the ecological impacts of ocean acidification on marine communities has been taken up (Munday, 2017). Further advances will result from deepening and broadening the understanding of the relationships of ocean acidification and oxygen with other environmental drivers, how ecological processes and species interactions change under conditions that matter to them and how individual variation, plasticity and adaptation in response to ocean chemistry change shape impacts on marine ecosystems. Advancing research on those topics will support more

¹ See General Assembly resolution 70/1.

² See General Assembly resolution 71/312, annex; see also <https://oceanconference.un.org/callforaction>.

effective measures to mitigate the impacts of ocean acidification and deoxygenation, which may, as a result, have less serious consequences

4. Summary

Marine heatwaves are shown to be increasing in frequency and intensity owing to climate change caused by human activities and are having a mostly negative impact on marine ecosystems. Marine heatwaves and their impacts are projected to increase in the future but those increases can be strongly limited by efforts to mitigate climate change. Forecasting systems may be employed in adapting to the effects of marine heatwaves.

Extreme El Niño and La Niña events have been observed but, because they occur infrequently, a human influence has not been detected. Nevertheless, models indicate an increase in the frequency of both phases of the oscillation under future scenarios of global warming. As in the case of marine heatwaves, forecasting systems, which already exist, may be employed in risk management and adaptation.

While changes in the frequency and spatial distribution of tropical cyclones are hard to detect in the observational record, studies of individual cyclones have shown a human influence on their intensity, in particular, the associated rainfall. Changes in intensity are projected to increase in the future, with associated impacts on storm surges and coastal infrastructure.

Although all coastal cities are already facing rising sea levels, low-lying cities and developing countries that lack the ability to invest in coastal defence measures and natural barrier restoration will suffer damage and losses of a higher degree. Global population studies suggest that people are relocating to coastal areas and will continue to do so, thereby putting more people at risk economically and socially. Although cities are typically centres for innovation and investment, key examples

for the millions of people who are dependent on coastal protection, fisheries and aquaculture in lower-emission scenarios.

demonstrate the difficulty in solving such complex problems in vulnerable locations.

Damage and losses are also driven by existing vulnerabilities in coastal infrastructure and may not be solely attributed to rising sea levels. Rather, increasing sea levels may exacerbate existing issues, increasing risk.

The complex interactions of temperature and salinity with nutrients and chemical cycles of the ocean imply that variations in those variables owing to climate change and anthropogenic impact thus affect marine ecosystems, population, coastal communities and the related economy. Ocean warming is causing significant damage to marine ecosystems, and species are losing their habitats, forcing them to adapt or relocate to new temperatures or look for new feeding, spawning or nursery areas.

Ocean acidity and the availability of sufficient oxygen both underpin the provision of marine ecosystem services to human society. Rapid changes in ocean acidity and falling oxygen levels caused by climate change and anthropogenic CO₂ emissions are, however, now being observed, which is changing marine habitats and ecosystems worldwide. Warming is causing oxygen levels to fall, and acidification is rapidly changing the carbonate chemistry of surface ocean waters, which together are reducing the growth and survival of many organisms and degrading ecosystem resilience.

Closing knowledge gaps in ocean science by supporting capacity-building efforts that increase the understanding of how the ocean and its ecosystems are responding to changes in ocean physical and chemical properties is an important pathway to reducing the impacts of such changes and achieving Sustainable Development Goal 14.

References

Introduction

- Intergovernmental Panel on Climate Change (IPCC) (2019). *IPCC Special Report on the Ocean and Cryosphere in a Changing Climate*.
- Nicholls, R.J., and others (2008). Ranking Port Cities with High Exposure and Vulnerability to Climate Extremes, No. 1. <https://doi.org/10.1787/011766488208>.
- United Nations (2017). *The First Global Integrated Marine Assessment: World Ocean Assessment I*. Cambridge: Cambridge University Press.

Extreme climate events

- Cai, Wenju, and others (2014). Increasing frequency of extreme El Niño events due to greenhouse warming. *Nature Climate Change*, vol. 4, No. 2, p. 111.
- Cai, Wenju, and others (2015). Increased frequency of extreme La Niña events under greenhouse warming. *Nature Climate Change*, vol. 5, No. 2, p. 132.
- Cobb, Kim M., and others (2013). Highly variable El Niño – southern oscillation throughout the Holocene. *Science*, vol. 339, No. 6115, pp. 67–70.
- Darmaraki, Sofia, and others (2019). Future evolution of Marine Heatwaves in the Mediterranean Sea. *Climate Dynamics*, pp. 1–22.
- Frölicher, Thomas L., and others (2018). Marine heatwaves under global warming. *Nature*, vol. 560, No. 7718, p. 360.
- Garner, Andra J., and others (2017). Impact of climate change on New York City’s coastal flood hazard: Increasing flood heights from the preindustrial to 2300 CE. *Proceedings of the National Academy of Sciences*, vol. 114, No. 45, pp. 11861–11866.
- Hobday, Alistair J., and others (2016). A hierarchical approach to defining marine heatwaves. *Progress in Oceanography*, vol. 141, pp. 227–238.
- Hughes, Terry P., and others (2018). Global warming transforms coral reef assemblages. *Nature*, vol. 556, No. 7702, p. 492.
- Intergovernmental Panel on Climate Change (IPCC) (2018). *Global Warming of 1.5°C. An IPCC Special Report on the Impacts of Global Warming of 1.5°C above Pre-Industrial Levels and Related Global Greenhouse Gas Emission Pathways, in the Context of Strengthening the Global Response to the Threat of Climate Change, Sustainable Development, and Efforts to Eradicate Poverty*. Valérie Masson-Delmotte and others, eds.
- _____ (2019). *IPCC Special Report on the Ocean and Cryosphere in a Changing Climate*.
- King, Andrew D., and others (2017). Australian climate extremes at 1.5°C and 2°C of global warming. *Nature Climate Change*, vol. 7, No. 6, p. 412.
- Knutson, Thomas R., and others (2010). Tropical cyclones and climate change. *Nature Geoscience*, vol. 3, No. 3, pp. 157–163.
- Knutson, Thomas R., and others (2015). Global projections of intense tropical cyclone activity for the late twenty-first century from dynamical downscaling of CMIP5/RCP4. 5 scenarios. *Journal of Climate*, vol. 28, No. 18, pp. 7203–7224.
- L’Heureux, Michelle L., and others (2017). Observing and predicting the 2015/16 El Niño. *Bulletin of the American Meteorological Society*, vol. 98, No. 7, pp. 1363–1382.

- Oliver, Eric C.J., and others (2018). Longer and more frequent marine heatwaves over the past century. *Nature Communications*, vol. 9, No. 1, art. 1324.
- Park, Doo-Sun R., and others (2017). Asymmetric response of tropical cyclone activity to global warming over the North Atlantic and western North Pacific from CMIP5 model projections. *Scientific Reports*, vol. 7, art. 41354.
- Payne, Mark R., and others (2017). Lessons from the first generation of marine ecological forecast products. *Frontiers in Marine Science*, vol. 4, art. 289.
- Power, Scott B., and François P.D. Delage (2018). El Niño – southern oscillation and associated climatic conditions around the world during the latter half of the twenty-first century. *Journal of Climate*, vol. 31, No. 15, pp. 6189–6207.
- Rasmussen, E.M. and T.H. Carpenter (1982). Variations in tropical sea surface temperature and surface wind fields associated with the Southern Oscillation/El Niño. *Monthly Weather Review*, vol. 110, No. 5, pp. 354–384.
- Risser, Mark D., and Michael F. Wehner (2017). Attributable human-induced changes in the likelihood and magnitude of the observed extreme precipitation during hurricane Harvey. *Geophysical Research Letters*, vol. 44, No. 24, pp. 12–457.
- Santoso, Agus, and others (2017). The defining characteristics of ENSO extremes and the strong 2015/2016 El Niño. *Reviews of Geophysics*, vol. 55, No. 4, pp. 1079–1129.
- Sharmila, S., and K.J.E. Walsh (2018). Recent poleward shift of tropical cyclone formation linked to Hadley cell expansion. *Nature Climate Change*, vol. 8, No. 8, p. 730.
- Smale, Dan A., and others (2019). Marine heatwaves threaten global biodiversity and the provision of ecosystem services. *Nature Climate Change*, vol. 9, No. 4, p. 306.
- Tommasi, Desiree, and others (2017). Managing living marine resources in a dynamic environment: the role of seasonal to decadal climate forecasts. *Progress in Oceanography*, vol. 152, pp. 15–49.
- Van Oldenborgh, G.J., and others (2017). Attribution of extreme rainfall from Hurricane Harvey, August 2017. *Environment Research Letters*, vol. 12, No. 12, 124009, <http://doi.org/10.1088/1748-9326/aa9ef2>.
- Vuuren, Detlef P., and others (2011). The representative concentration pathways: an overview. *Climatic Change*, vol. 109, No. 1, art. 5. <https://doi.org/10.1007/s10584-011-0148-z>.
- Yamada, Yohei, and others (2017). Response of tropical cyclone activity and structure to global warming in a high-resolution global nonhydrostatic model. *Journal of Climate*, vol. 30, No. 23, pp. 9703–9724.
- Young, Ian R., and Agustinus Ribal (2019). Multiplatform evaluation of global trends in wind speed and wave height. *Science*, vol. 364, No. 6440, pp. 548–552.

Sea level rise and cities

- Burt, John A., and others (2013). Urban breakwaters as reef fish habitat in the Persian Gulf. *Marine Pollution Bulletin*, vol. 72, No. 2, pp. 342–350.
- C40 Cities (2019). www.c40.org/other/the-future-we-don-t-want-staying-a-float-the-urban-response-to-sea-level-rise.
- Chapman, M.G. (2003). Paucity of mobile species on constructed seawalls: effects of urbanization on biodiversity. *Marine Ecology Progress Series*, vol. 264, pp. 21–29.
- Chee, Su Yin, and others (2017). Land reclamation and artificial islands: walking the tightrope between development and conservation. *Global Ecology and Conservation*, vol. 12, pp. 80–95.
- Church, J.A., and others (2013). Sea level change. In *Climate Change 2013: The Physical Science Basis. Contribution of Working Group I to the Fifth Assessment Report of the Intergovernmental Panel on*

- Climate Change*, T.F. Stocker, and others, eds., pp. 1137–1216. Cambridge, New York: Cambridge University Press.
- Dafforn, Katherine A., and others (2015). Marine urbanization: an ecological framework for designing multifunctional artificial structures. *Frontiers in Ecology and the Environment*, vol. 13, No. 2, pp. 82–90.
- De Sherbinin, Alex, and others (2007). The vulnerability of global cities to climate hazards. *Environment and Urbanization*, vol. 19, No. 1, pp. 39–64.
- Garschagen, Matthias, and Patricia Romero-Lankao (2015). Exploring the relationships between urbanization trends and climate change vulnerability. *Climatic Change*, vol. 133, No. 1, pp. 37–52.
- Hallegatte, Stephane, and others (2013). Future flood losses in major coastal cities. *Nature Climate Change*, vol. 3, No. 9, p. 802.
- Hanson, Susan, and others (2011). A global ranking of port cities with high exposure to climate extremes. *Climatic Change*, vol. 104, No. 1, pp. 89–111.
- Hinkel, Jochen, and others (2014). Coastal flood damage and adaptation costs under 21st century sea-level rise. *Proceedings of the National Academy of Sciences*, vol. 111, No. 9, pp. 3292–3297.
- Jonkers, L., and others (2019). Global change drives modern plankton communities away from the pre-industrial state. *Nature*, 570, pp. 372–375. <https://doi.org/10.1038/s41586-019-1230-3>.
- Mendelsohn, Robert, and others (2012). The impact of climate change on global tropical cyclone damage. *Nature Climate Change*, vol. 2, No. 3, p. 205.
- National Oceanic and Atmospheric Administration (NOAA) (2019). Sea Level Rise Viewer. 2019. <https://coast.noaa.gov/digitalcoast/tools/slr.html>.
- Sengupta, Dhritiraj, and others (2018). Building beyond land: An overview of coastal land reclamation in 16 global megacities. *Applied Geography*, vol. 90, pp. 229–238.
- Takagi, Hiroshi, and others (2016). Projection of coastal floods in 2050 Jakarta. *Urban Climate*, vol. 17, pp. 135–145.
- Temmerman, Stijn, and others (2013). Ecosystem-based coastal defence in the face of global change. *Nature*, vol. 504 (7478), pp. 79–83.
- Vitousek, Sean, and others (2017). Doubling of coastal flooding frequency within decades due to sea-level rise. *Scientific Reports*, vol. 7, No. 1, art. 1399.

Pressures from changes in temperature

- Barange, M., and others (2018). Impacts of climate change on fisheries and aquaculture: FAO Fisheries and Aquaculture Technical Paper No. 627. Rome, FAO.
- Blanchard, Julia L., and others (2017). Linked sustainability challenges and trade-offs among fisheries, aquaculture and agriculture. *Nature Ecology & Evolution*, vol. 1, No. 9, p. 1240.
- Boyd, P.W., and others (2016). Physiological responses of a Southern Ocean diatom to complex future ocean conditions. *Nature Climate Change*, vol. 6, No. 2, p. 207.
- Cochard, Roland, and others (2008). The 2004 tsunami in Aceh and Southern Thailand: a review on coastal ecosystems, wave hazards and vulnerability. *Perspectives in Plant Ecology, Evolution and Systematics*, vol. 10, No. 1, pp. 3–40.
- Food and Agriculture Organization of the United Nations (FAO) (2018). *Deep Ocean Stewardship Initiative. Deep-Ocean Climate Change Impacts on Habitat, Fish and Fisheries*. Technical Paper 638. Rome.
- Fu, Weiwei, and others (2016). Climate change impacts on net primary production (NPP) and export production (EP) regulated by increasing stratification and phytoplankton community structure in the CMIP5 models. *Biogeosciences*, vol. 13, No. 18, pp. 5151–70. <https://doi.org/10.5194/bg-13-5151-2016>.
- Golden, Christopher D., and others (2016). Nutrition: Fall in fish catch threatens human health. *Nature News*, vol. 534, No. 7607, p. 317.

- Hilmi, Nathalie, and others (2014). Exposure of Mediterranean countries to ocean acidification. *Water*, vol. 6, No. 6, pp. 1719–1744.
- Intergovernmental Panel on Climate Change (IPCC) (2018). *Global Warming of 1.5°C. An IPCC Special Report on the Impacts of Global Warming of 1.5°C above Pre-Industrial Levels and Related Global Greenhouse Gas Emission Pathways, in the Context of Strengthening the Global Response to the Threat of Climate Change, Sustainable Development, and Efforts to Eradicate Poverty*. Valérie Masson-Delmotte and others, eds.
- Pendleton, Linwood H., and others (2016). Has the value of global marine and coastal ecosystem services changed? *Marine Policy*, vol. 64, pp. 156–158.
- Semenza, Jan C., and others (2017). Environmental suitability of *Vibrio* infections in a warming climate: an early warning system. *Environmental Health Perspectives*, vol. 125, No. 10, art. 107004.
- Sweetman, Andrew K., and others (2017). Major impacts of climate change on deep-sea benthic ecosystems. *Elementa: Science of the Anthropocene*, vol. 5, No. 4.
- Worm, Boris, and others (2006). Impacts of biodiversity loss on ocean ecosystem services. *Science*, vol. 314, No. 5800, pp. 787–790.
- Yool, Andrew, and others (2017). Big in the benthos: Future change of seafloor community biomass in a global, body size-resolved model. *Global Change Biology*, vol. 23, No. 9, pp. 3554–3566.

Pressures from changes in ocean chemistry

- Agostini, Sylvain, and others (2018). Ocean acidification drives community shifts towards simplified non-calcified habitats in a subtropical- temperate transition zone. *Scientific Reports*, vol. 8, No. 1, art. 11354.
- Albright, Rebecca, and others (2018). Carbon dioxide addition to coral reef waters suppresses net community calcification. *Nature*, vol. 555, No. 7697, p. 516.
- Battaglia, Gianna, and Fortunat Joos (2018). Marine N₂O emissions from nitrification and denitrification constrained by modern observations and projected in multimillennial global warming simulations. *Global Biogeochemical Cycles*, vol. 32, No. 1, pp. 92–121.
- Breitburg, Denise L., and others (2009). Hypoxia, nitrogen, and fisheries: integrating effects across local and global landscapes. *Annual Review of Marine Science*, vol. 1, pp. 329–349.
- Breitburg, Denise L., and others (2018). Declining oxygen in the global ocean and coastal waters. *Science*, vol. 359, No.6371, eaam7240.
- Breitburg, Denise L., and others (2019). Multiple stressors – forces that combine to worsen deoxygenation and its effects. In *Ocean Deoxygenation: Everyone’s Problem Causes, Impacts, Consequences and Solutions*. Loffely, D., and Baxter, J. eds. IUCN, pp. 225–247.
- Brodie, Juliet, and others (2014). The future of the northeast Atlantic benthic flora in a high CO₂ world. *Ecology and Evolution*, vol. 4, No. 13, pp. 2787–2798.
- Buitenhuis, Erik T., and others (2018). Constraints on global oceanic emissions of N₂O from observations and models. *Biogeosciences*, vol. 15, No. 7, pp. 2161–2175.
- Cayabyab, R.R., and others (2002). *Histamine Fish Poisoning Following Massive Fishkill in Bolinao, Pangasinan, February 2002*. Regional Epidemiology and Surveillance Unit I Report 3. Philippines: Department of Health.
- Connell, Sean D., and others (2018). The duality of ocean acidification as a resource and a stressor. *Ecology*, vol. 99, No. 5, pp. 1005–1010.
- Cooley, Sarah R., and others (2016). Community-level actions that can address ocean acidification. *Frontiers in Marine Science*, vol. 2, art. 128.

- Cornwall, Christopher E., and others (2017). Inorganic carbon physiology underpins macroalgal responses to elevated CO₂. *Scientific Reports*, vol. 7, art. 46297.
- Craig, J. Kevin (2012). Aggregation on the edge: effects of hypoxia avoidance on the spatial distribution of brown shrimp and demersal fishes in the Northern Gulf of Mexico. *Marine Ecology Progress Series*, vol. 445, pp. 75–95.
- Dam, Hans G., and Hannes Baumann (2017). Climate change, zooplankton and fisheries. *Climate Change Impacts on Fisheries and Aquaculture: A Global Analysis*, vol. 2, pp. 851–874.
- Deutsch, Curtis, and others (2015). Climate change tightens a metabolic constraint on marine habitats. *Science*, vol. 348, No. 6239, pp. 1132–1135.
- Diaz, Robert J., and Rutger Rosenberg (2008). Spreading dead zones and consequences for marine ecosystems. *Science*, vol. 321, No. 5891, pp. 926–929.
- Ekstrom, Julia A., and others (2015). Vulnerability and adaptation of US shellfisheries to ocean acidification. *Nature Climate Change*, vol. 5, No. 3, p. 207.
- Enochs, I.C., and others (2015). Shift from coral to macroalgae dominance on a volcanically acidified reef. *Nature Climate Change*, vol. 5, No. 12, p. 1083.
- Foo, Shawna Andrea, and others (2018). The carbon dioxide vents of Ischia, Italy, a natural system to assess impacts of ocean acidification on marine ecosystems: an overview of research and comparisons with other vent systems. In *Oceanography and Marine Biology*, pp. 237–310. CRC Press.
- Froehlich, Halley E., and others (2017). When does hypoxia affect management performance of a fishery? A management strategy evaluation of Dungeness crab (*Metacarcinus magister*) fisheries in Hood Canal, Washington, United States. *Canadian Journal of Fisheries and Aquatic Sciences*, vol. 74, No. 6, pp. 922–932.
- Gallo, Natalya D., and others (2019). Home sweet suboxic home: remarkable hypoxia tolerance in two demersal fish species in the Gulf of California. *Ecology*, vol. 100, No. 3, e02539.
- Gallo, N.D., and L.A. Levin (2016). Fish ecology and evolution in the world's oxygen minimum zones and implications of ocean deoxygenation. In *Advances in Marine Biology*, vol. 74, pp. 117–198. Elsevier.
- Global Ocean Acidification Observing Network (GOA-ON) (2019). *Global Ocean Acidification Observing Network (GOA-ON) Implementation Strategy*. www.goa-on.org.
- Gómez, Carlos E., and others (2018). Growth and feeding of deep-sea coral *Lophelia pertusa* from the California margin under simulated ocean acidification conditions. *PeerJ*, vol. 6, e5671.
- Hall-Spencer, Jason M., and Ben P. Harvey (2019). Ocean acidification impacts on coastal ecosystem services due to habitat degradation. *Emerging Topics in Life Sciences*, vol. 3, No. 2, pp. 197–206.
- Hall-Spencer, Jason M., and Ro Allen (2015). The impact of CO₂ emissions on “nuisance” marine species. *Research and Reports in Biodiversity Studies*, vol. 4, pp. 33–46.
- Hernroth, Bodil E., and Susanne P. Baden (2018). Alteration of host-pathogen interactions in the wake of climate change – Increasing risk for shellfish associated infections? *Environmental Research*, vol. 61, pp. 425–438.
- Intergovernmental Panel on Climate Change (IPCC) (2019). *IPCC Special Report on the Ocean and Cryosphere in a Changing Climate*.
- Keister, Julie E., and Loren B. Tuttle (2013). Effects of bottom-layer hypoxia on spatial distributions and community structure of mesozooplankton in a sub-estuary of Puget Sound, Washington, U.S.A. *Limnology and Oceanography*, vol. 58, No. 2, pp. 667–80. <https://doi.org/10.4319/lo.2013.58.2.0667>.
- Koslow, J. Anthony, and others (2011). Impact of declining intermediate-water oxygen on deepwater fishes in the California Current. *Marine Ecology Progress Series*, vol. 436, pp. 207–218.

- Koslow, J. Anthony, and others (2018). The evolving response of mesopelagic fishes to declining midwater oxygen concentrations in the southern and central California Current. *ICES Journal of Marine Science*, vol. 76, No. 3, pp. 626–638.
- Lam, Vicky W.Y., and others (2019). Dealing with the effects of ocean acidification on coral reefs in the Indian Ocean and Asia. *Regional Studies in Marine Science*, vol. 28, 100560.
- Linares, Cristina, and others (2015). Persistent natural acidification drives major distribution shifts in marine benthic ecosystems. *Proceedings of the Royal Society B: Biological Sciences*, vol. 282, No. 1818, 20150587.
- McCormick, Lillian R., and Lisa A. Levin (2017). Physiological and ecological implications of ocean deoxygenation for vision in marine organisms. *Philosophical Transactions of the Royal Society A: Mathematical, Physical and Engineering Sciences*, vol. 375, No. 2102, 20160322.
- Munday, Philip L. (2017). New perspectives in ocean acidification research: editor's introduction to the special feature on ocean acidification. *Biology Letters*, vol. 13.
- Pauly, Daniel, and William W.L. Cheung (2018). Sound physiological knowledge and principles in modeling shrinking of fishes under climate change. *Global Change Biology*, vol. 24, No. 1, pp. e15–e26.
- Pineda, Jesús, and others (2016). A crab swarm at an ecological hotspot: patchiness and population density from AUV observations at a coastal, tropical seamount. *PeerJ*, vol. 4, e1770.
- Pörtner, Hans-O. (2012). Integrating climate-related stressor effects on marine organisms: unifying principles linking molecule to ecosystem-level changes. *Marine Ecology Progress Series*, vol. 470, pp. 273–290.
- Purcell, Kevin M., and others (2017). Fleet behavior is responsive to a large-scale environmental disturbance: Hypoxia effects on the spatial dynamics of the northern Gulf of Mexico shrimp fishery. *PloS One*, vol. 12, No. 8, e0183032.
- Rice, Michael A. (2014). Extension programming in support of public policy for the management of aquaculture in common water bodies. *Aquacultura Indonesiana*, vol. 15, No. 1.
- Riebesell, Ulf, and Jean-Pierre Gattuso (2015). Lessons learned from ocean acidification research. *Nature Climate Change*, vol. 5, No. 1, p. 12.
- Rose, Kenneth A., and others (2018). Modeling the population effects of hypoxia on Atlantic croaker (*Micropogonias undulatus*) in the northwestern Gulf of Mexico: part 2—realistic hypoxia and eutrophication. *Estuaries and Coasts*, vol. 41, No. 1, pp. 255–279. <https://doi.org/10.1007/s12237-017-0267-5>.
- Russell, Bayden D., and others (2013). Future seagrass beds: Can increased productivity lead to increased carbon storage? *Marine Pollution Bulletin*, vol. 73, No. 2, pp. 463–469.
- Sato, Kirk N., and others (2017). Habitat compression and expansion of sea urchins in response to changing climate conditions on the California continental shelf and slope (1994–2013). *Deep Sea Research Part II: Topical Studies in Oceanography*, vol. 137, pp. 377–389.
- Schmidtko, Sunke, and others (2017). Decline in global oceanic oxygen content during the past five decades. *Nature*, vol. 542, No. 7641, p. 335.
- Sokolova, Inna M. (2013). Energy-limited tolerance to stress as a conceptual framework to integrate the effects of multiple stressors. *Integrative and Comparative Biology*, vol. 53, No. 4, pp. 597–608.
- Sperling, Erik A., and others (2016). Biodiversity response to natural gradients of multiple stressors on continental margins. *Proceedings of the Royal Society B: Biological Sciences*, vol. 283, No. 1829, 20160637.
- Stramma, Lothar, and others (2012). Expansion of oxygen minimum zones may reduce available habitat for tropical pelagic fishes. *Nature Climate Change*, vol. 2, No. 1, p. 33.
- Sunday, Jennifer M., and others (2017). Ocean acidification can mediate biodiversity shifts by changing biogenic habitat. *Nature Climate Change*, vol. 7, No. 1, p. 81.

- Teixidó, Nuria, and others (2018). Functional biodiversity loss along natural CO₂ gradients. *Nature Communications*, vol. 9, No. 1, art. 5149.
- Thomas, Peter, and others (2015). Impaired gamete production and viability in Atlantic croaker collected throughout the 20,000 km² hypoxic region in the northern Gulf of Mexico. *Marine Pollution Bulletin*, vol. 101, No. 1, pp. 182–192.
- Thomas, Y., and others (2019). Effects of hypoxia on metabolic functions in marine organisms: Observed patterns and modelling assumptions within the context of Dynamic Energy Budget (DEB) theory. *Journal of Sea Research*, vol. 143, pp. 231–242.
- Vizzini, S., and others (2017). Ocean acidification as a driver of community simplification via the collapse of higher-order and rise of lower-order consumers. *Scientific Reports*, vol. 7, No. 1, art. 4018.
- Wishner, Karen F., and others (2018). Ocean deoxygenation and zooplankton: Very small oxygen differences matter. *Science Advances*, vol. 4, No. 12, eaau5180.
- Wright, Jody J., and others (2012). Microbial ecology of expanding oxygen minimum zones. *Nature Reviews Microbiology*, vol. 10, No. 6, p. 381.